






	a	b	c	d	e	f	g	h	j	k	m	n	o	p	q	r ₁	r ₂
SIZE A	1200	1000	15	45	100	100DN	50	85	215	40	80CN	105	150	900	717	100	20
SIZE B	1700	1400	20	60	140	140DN	70	120	300	60	120CN	130	200	1300	1000	200	30



Colour Legend

	Retroreflective white
	Black (legend, symbol and border)

Notes

1. This sign may be used at the perimeter of a defined urban area that requires reinforcing of a reduction of engine braking noise message.
2. Size A should be used where the posted speed limit is less than 80km/h or where size B is required but physical space constraints at the site do not allow size B to be installed.
3. Size B should be used where the posted speed limit is 80km/h or greater.
4. Size B may also be used on multi-lane roads if size A is not an appropriate size for the road environment.
5. See also TC2350.



**Queensland
Government**

Department of Transport and Main Roads
Infrastructure Management & Delivery Division

Designed
TV 4/14

Checked
DJ 04/21

Scale
Not to Scale

GUIDE SIGN "RESIDENTIAL AREA" "AVOID USING ENGINE BRAKES"

APPROVED AS OFFICIAL TRAFFIC SIGN


PRINCIPAL ENGINEER
(Traffic Engineering)

27/04/21
Date

TC9709

E F G